

Summary Institution-Level Pass Rate Data: *Traditional Teacher Preparation Program Within IHE*



**HEOA - Title II
2022 - 2023 Academic Year**

Institution Name	University of Tennessee Martin
Institution Code	1844
State	Tennessee

April 5, 2024


Group	Institutional			Statewide		
	Number Taking Assessment ¹	Number Passing Assessment ²	Pass Rate	Number Taking Assessment ¹	Number Passing Assessment ²	Pass Rate
All program completers, 2022-23	97	93	96%	1806	1647	91%
All program completers, 2021-22	95	90	95%	1749	1672	96%
All program completers, 2020-21	139	121	87%	1964	1887	96%

Note: In cases where there are less than ten students taking the assessment or license/certificate, the number passing and pass rate are not reported.

¹ Number of completers taking one or more assessments within their area of specialization.

² Summary level "Number Taking Assessment" may differ from assessment level "Number Taking Assessment" because each student is counted once at the summary level but may be counted in multiple assessments at the assessment level.


Single Assessment Institution-Level Pass Rate Data: Traditional Teacher Preparation Program Within IHE

	HEOA - Title II 2022 - 2023 Academic Year
	Institution Name University of Tennessee Martin
	Institution Code 1844
	State Tennessee

April 5, 2024

Assessment Information ¹	Group	Number Taking Assessment	Number Passing Assessment	Institutional Pass Rate	Institutional Average Scaled Score	Assessment Cut Score ²	Statewide			
							Number Taking Assessment	Number Passing Assessment	Statewide Pass Rate	Statewide Average Scaled Score
AGRICULTURE (5701) Test Company: ETS Score Range: 100-200	All enrolled students who have completed all nonclinical courses, 2022-23	2				147	3			
	Other enrolled students, 2022-23						9			
	All program completers, 2022-23	6				147	17	17	100%	162
	All program completers, 2021-22	7				147	21	19	90%	164
	All program completers, 2020-21	7				147	21	21	100%	170
ART CONTENT AND ANALYSIS (5135) Test Company: ETS Score Range: 100-200	All enrolled students who have completed all nonclinical courses, 2022-23						5			
	Other enrolled students, 2022-23	6				161	24	17	71%	166
	All program completers, 2022-23	2				161	41	39	95%	170
	All program completers, 2021-22	1				161	30	29	97%	169
	All program completers, 2020-21	1				161	35	35	100%	170
BIOLOGY CONTENT KNOWLEDGE (0235) Test Company: ETS Score Range: 100-200	All enrolled students who have completed all nonclinical courses, 2022-23						13	13	100%	166
	Other enrolled students, 2022-23	1				148	20	15	75%	157
	All program completers, 2022-23						54	53	98%	162
	All program completers, 2021-22	4				148	34	34	100%	162
	All program completers, 2020-21	5				148	46	45	98%	165
BUSINESS ED CONTENT KNOWLEDGE (5101) Test Company: ETS Score Range: 100-200	All enrolled students who have completed all nonclinical courses, 2022-23	1				154	2			
	Other enrolled students, 2022-23	1				154	2			
	All program completers, 2022-23						4			
	All program completers, 2021-22	1				154	5			
	All program completers, 2020-21	2				154	10	10	100%	170


Single Assessment Institution-Level Pass Rate Data: Traditional Teacher Preparation Program Within IHE

	HEOA - Title II 2022 - 2023 Academic Year	
	Institution Name	University of Tennessee Martin
	Institution Code	1844
	State	Tennessee

April 5, 2024

Assessment Information ¹	Group	Number Taking Assessment	Number Passing Assessment	Institutional Pass Rate	Institutional Average Scaled Score	Assessment Cut Score ²	Statewide			
							Number Taking Assessment	Number Passing Assessment	Statewide Pass Rate	Statewide Average Scaled Score
CHEMISTRY CONTENT KNOWLEDGE (0245) Test Company: ETS Score Range: 100-200	All enrolled students who have completed all nonclinical courses, 2022-23						3			
	Other enrolled students, 2022-23						6			
	All program completers, 2022-23	1				152	10	10	100%	166
	All program completers, 2021-22						13	13	100%	168
	All program completers, 2020-21	1				152	13	11	85%	161
CHINESE (MANDARIN) WORLD LANGUAGE (5665) Test Company: ETS Score Range: 100-200	All enrolled students who have completed all nonclinical courses, 2022-23									
	Other enrolled students, 2022-23									
	All program completers, 2022-23									
	All program completers, 2021-22									
	All program completers, 2020-21						1			
COMPUTER SCIENCE (5652) Test Company: ETS Score Range: 100-200	All enrolled students who have completed all nonclinical courses, 2022-23									
	Other enrolled students, 2022-23						2			
	All program completers, 2022-23									
	All program completers, 2021-22									
	All program completers, 2020-21									
EARLY CHILDHOOD EDUCATION (5025) Test Company: ETS Score Range: 100-200	All enrolled students who have completed all nonclinical courses, 2022-23	1				156	35	33	94%	169
	Other enrolled students, 2022-23	8				156	113	105	93%	172
	All program completers, 2022-23	7				156	163	161	99%	173
	All program completers, 2021-22	7				156	149	148	99%	174
	All program completers, 2020-21	10	10	100%	175	156	156	156	100%	175


Single Assessment Institution-Level Pass Rate Data: Traditional Teacher Preparation Program Within IHE

	HEOA - Title II 2022 - 2023 Academic Year
	Institution Name University of Tennessee Martin
	Institution Code 1844
	State Tennessee

April 5, 2024

Assessment Information ¹	Group	Number Taking Assessment	Number Passing Assessment	Institutional Pass Rate	Institutional Average Scaled Score	Assessment Cut Score ²	Statewide			
							Number Taking Assessment	Number Passing Assessment	Statewide Pass Rate	Statewide Average Scaled Score
EARTH AND SPACE SCIENCES - CK (5571) Test Company: ETS Score Range: 100-200	All enrolled students who have completed all nonclinical courses, 2022-23									
	Other enrolled students, 2022-23						2			
	All program completers, 2022-23						1			
	All program completers, 2021-22						2			
	All program completers, 2020-21						5			
ECONOMICS (5911) Test Company: ETS Score Range: 100-200	All enrolled students who have completed all nonclinical courses, 2022-23									
	Other enrolled students, 2022-23						2			
	All program completers, 2022-23						1			
	All program completers, 2021-22						1			
	All program completers, 2020-21	1				150	1			
ED OF DEAF AND HARD OF HEARING (5272) Test Company: ETS Score Range: 100-200	All enrolled students who have completed all nonclinical courses, 2022-23									
	Other enrolled students, 2022-23						4			
	All program completers, 2022-23						1			
	All program completers, 2021-22						3			
	All program completers, 2020-21						5			
EDUCATION OF YOUNG CHILDREN (5024) Test Company: ETS Score Range: 100-200	All enrolled students who have completed all nonclinical courses, 2022-23	1				160	28	25	89%	167
	Other enrolled students, 2022-23	7				160	40	31	78%	166
	All program completers, 2022-23	7				160	152	146	96%	171
	All program completers, 2021-22	7				160	143	141	99%	172
	All program completers, 2020-21	11	10	91%	170	160	186	181	97%	171


Single Assessment Institution-Level Pass Rate Data: *Traditional Teacher Preparation Program Within IHE*

	HEOA - Title II 2022 - 2023 Academic Year	
	Institution Name	University of Tennessee Martin
	Institution Code	1844
	State	Tennessee

April 5, 2024

Assessment Information ¹	Group	Number Taking Assessment	Number Passing Assessment	Institutional Pass Rate	Institutional Average Scaled Score	Assessment Cut Score ²	Statewide			
							Number Taking Assessment	Number Passing Assessment	Statewide Pass Rate	Statewide Average Scaled Score
ELEM ED CONTENT KNOWLEDGE (5018) Test Company: ETS Score Range: 100-200	All enrolled students who have completed all nonclinical courses, 2022-23									
	Other enrolled students, 2022-23									
	All program completers, 2022-23									
	All program completers, 2021-22	1				163	11	11	100%	174
	All program completers, 2020-21	4				163	97	95	98%	174
ELEM ED CURR INSTRUC ASSESSMENT (5017) Test Company: ETS Score Range: 100-200	All enrolled students who have completed all nonclinical courses, 2022-23									
	Other enrolled students, 2022-23									
	All program completers, 2022-23									
	All program completers, 2021-22						1			
	All program completers, 2020-21	1				153	25	24	96%	174
ELEM ED MULTI SUBJ MATHEMATICS (5003) Test Company: ETS Score Range: 100-200	All enrolled students who have completed all nonclinical courses, 2022-23	1				157	196	178	91%	175
	Other enrolled students, 2022-23	61	52	85%	175	157	595	520	87%	173
	All program completers, 2022-23	35	35	100%	178	157	666	647	97%	177
	All program completers, 2021-22	42	42	100%	179	157	763	748	98%	177
	All program completers, 2020-21	50	48	96%	173	157	780	773	99%	177
ELEM ED MULTI SUBJ READING LANG ARTS (5002) Test Company: ETS Score Range: 100-200	All enrolled students who have completed all nonclinical courses, 2022-23	1				157	195	184	94%	170
	Other enrolled students, 2022-23	64	56	88%	169	157	587	526	90%	170
	All program completers, 2022-23	35	35	100%	174	157	663	653	98%	173
	All program completers, 2021-22	42	42	100%	173	157	761	755	99%	173
	All program completers, 2020-21	50	48	96%	170	157	780	776	99%	172

Single Assessment Institution-Level Pass Rate Data: *Traditional Teacher Preparation Program Within IHE*

	HEOA - Title II 2022 - 2023 Academic Year	
	Institution Name	University of Tennessee Martin
	Institution Code	1844
	State	Tennessee

April 5, 2024

Assessment Information ¹	Group	Number Taking Assessment	Number Passing Assessment	Institutional Pass Rate	Institutional Average Scaled Score	Assessment Cut Score ²	Statewide			
							Number Taking Assessment	Number Passing Assessment	Statewide Pass Rate	Statewide Average Scaled Score
ELEM ED MULTI SUBJ SCIENCES (5005) Test Company: ETS Score Range: 100-200	All enrolled students who have completed all nonclinical courses, 2022-23	1				159	195	172	88%	170
	Other enrolled students, 2022-23	57	46	81%	170	159	594	502	85%	169
	All program completers, 2022-23	35	35	100%	176	159	662	639	97%	172
	All program completers, 2021-22	42	42	100%	177	159	761	751	99%	173
	All program completers, 2020-21	49	48	98%	172	159	780	771	99%	173
ELEM ED MULTI SUBJ SOCIAL STUDIES (5004) Test Company: ETS Score Range: 100-200	All enrolled students who have completed all nonclinical courses, 2022-23	1				155	194	170	88%	167
	Other enrolled students, 2022-23	58	42	72%	160	155	585	474	81%	164
	All program completers, 2022-23	35	35	100%	167	155	666	633	95%	168
	All program completers, 2021-22	42	42	100%	170	155	761	743	98%	169
	All program completers, 2020-21	50	47	94%	168	155	780	766	98%	169
ENGLISH LANGUAGE ARTS: CK (5038) Test Company: ETS Score Range: 100-200	All enrolled students who have completed all nonclinical courses, 2022-23						8			
	Other enrolled students, 2022-23	4				167	78	65	83%	175
	All program completers, 2022-23	9				167	147	143	97%	179
	All program completers, 2021-22	4				167	124	123	99%	181
	All program completers, 2020-21	12	12	100%	177	167	131	127	97%	181
ENGLISH TO SPEAKERS OF OTHER LANGUAGES (5362) Test Company: ETS Score Range: 100-200	All enrolled students who have completed all nonclinical courses, 2022-23						30	30	100%	173
	Other enrolled students, 2022-23						61	55	90%	168
	All program completers, 2022-23						93	92	99%	173
	All program completers, 2021-22						81	81	100%	176
	All program completers, 2020-21						59	59	100%	179

Single Assessment Institution-Level Pass Rate Data: Traditional Teacher Preparation Program Within IHE



HEOA - Title II
2022 - 2023 Academic Year

Institution Name	University of Tennessee Martin
Institution Code	1844
State	Tennessee

April 5, 2024

Assessment Information ¹	Group	Number Taking Assessment	Number Passing Assessment	Institutional Pass Rate	Institutional Average Scaled Score	Assessment Cut Score ²	Statewide			
							Number Taking Assessment	Number Passing Assessment	Statewide Pass Rate	Statewide Average Scaled Score
FAMILY AND CONSUMER SCIENCES (5122) Test Company: ETS Score Range: 100-200	All enrolled students who have completed all nonclinical courses, 2022-23									
	Other enrolled students, 2022-23	2				153	3			
	All program completers, 2022-23	1				153	9			
	All program completers, 2021-22	1				153	2			
	All program completers, 2020-21	1				153	2			
FRENCH WORLD LANGUAGE (5174) Test Company: ETS Score Range: 100-200	All enrolled students who have completed all nonclinical courses, 2022-23						1			
	Other enrolled students, 2022-23	1				160	2			
	All program completers, 2022-23						2			
	All program completers, 2021-22									
	All program completers, 2020-21						1			
GEOGRAPHY (5921) Test Company: ETS Score Range: 100-200	All enrolled students who have completed all nonclinical courses, 2022-23									
	Other enrolled students, 2022-23						5			
	All program completers, 2022-23						3			
	All program completers, 2021-22						3			
	All program completers, 2020-21									
GERMAN WORLD LANGUAGE (5183) Test Company: ETS Score Range: 100-200	All enrolled students who have completed all nonclinical courses, 2022-23									
	Other enrolled students, 2022-23									
	All program completers, 2022-23									
	All program completers, 2021-22						3			
	All program completers, 2020-21						3			

Single Assessment Institution-Level Pass Rate Data: *Traditional Teacher Preparation Program Within IHE*




**HEOA - Title II
2022 - 2023 Academic Year**

Institution Name	University of Tennessee Martin
Institution Code	1844
State	Tennessee

April 5, 2024

Assessment Information ¹	Group	Number Taking Assessment	Number Passing Assessment	Institutional Pass Rate	Institutional Average Scaled Score	Assessment Cut Score ²	Statewide			
							Number Taking Assessment	Number Passing Assessment	Statewide Pass Rate	Statewide Average Scaled Score
GIFTED EDUCATION (5358) Test Company: ETS Score Range: 100-200	All enrolled students who have completed all nonclinical courses, 2022-23									
	Other enrolled students, 2022-23									
	All program completers, 2022-23									
	All program completers, 2021-22									
	All program completers, 2020-21						1			
GOVERNMENT POLITICAL SCIENCE (5931) Test Company: ETS Score Range: 100-200	All enrolled students who have completed all nonclinical courses, 2022-23									
	Other enrolled students, 2022-23	1				149	3			
	All program completers, 2022-23						7			
	All program completers, 2021-22						7			
	All program completers, 2020-21	1				149	5			
HEALTH AND PE (5857) Test Company: ETS Score Range: 100-200	All enrolled students who have completed all nonclinical courses, 2022-23									
	Other enrolled students, 2022-23						1			
	All program completers, 2022-23									
	All program completers, 2021-22									
	All program completers, 2020-21									
HEALTH EDUCATION (5551) Test Company: ETS Score Range: 100-200	All enrolled students who have completed all nonclinical courses, 2022-23	1				144	2			
	Other enrolled students, 2022-23	15	13	87%	161	144	22	19	86%	158
	All program completers, 2022-23	6				144	24	24	100%	162
	All program completers, 2021-22	4				144	18	18	100%	161
	All program completers, 2020-21	6				144	23	23	100%	162

Single Assessment Institution-Level Pass Rate Data: Traditional Teacher Preparation Program Within IHE

	HEOA - Title II 2022 - 2023 Academic Year
	Institution Name University of Tennessee Martin
	Institution Code 1844
	State Tennessee

April 5, 2024

Assessment Information ¹	Group	Number Taking Assessment	Number Passing Assessment	Institutional Pass Rate	Institutional Average Scaled Score	Assessment Cut Score ²	Statewide			
							Number Taking Assessment	Number Passing Assessment	Statewide Pass Rate	Statewide Average Scaled Score
LIBRARY MEDIA SPECIALIST (5311) Test Company: ETS Score Range: 100-200	All enrolled students who have completed all nonclinical courses, 2022-23						1			
	Other enrolled students, 2022-23						3			
	All program completers, 2022-23						12	12	100%	163
	All program completers, 2021-22						11	11	100%	167
	All program completers, 2020-21						6			
MATHEMATICS CONTENT KNOWLEDGE (5161) Test Company: ETS Score Range: 100-200	All enrolled students who have completed all nonclinical courses, 2022-23						2			
	Other enrolled students, 2022-23						20	13	65%	158
	All program completers, 2022-23	2				160	29	25	86%	165
	All program completers, 2021-22	2				160	35	34	97%	172
	All program completers, 2020-21	4				160	53	51	96%	171
MATHEMATICS (5165) Test Company: ETS Score Range: 100-200	All enrolled students who have completed all nonclinical courses, 2022-23						2			
	Other enrolled students, 2022-23	2				159	20	14	70%	166
	All program completers, 2022-23						13	12	92%	174
	All program completers, 2021-22									
	All program completers, 2020-21									
MIDDLE SCHOOL ENG LANG ARTS (5047) Test Company: ETS Score Range: 100-200	All enrolled students who have completed all nonclinical courses, 2022-23									
	Other enrolled students, 2022-23	5				164	12	1	8%	149
	All program completers, 2022-23	2				164	10	10	100%	171
	All program completers, 2021-22						10	7	70%	163
	All program completers, 2020-21						12	12	100%	173

Single Assessment Institution-Level Pass Rate Data: *Traditional Teacher Preparation Program Within IHE*



**HEOA - Title II
2022 - 2023 Academic Year**

Institution Name	University of Tennessee Martin
Institution Code	1844
State	Tennessee

April 5, 2024

Assessment Information ¹	Group	Number Taking Assessment	Number Passing Assessment	Institutional Pass Rate	Institutional Average Scaled Score	Assessment Cut Score ²	Statewide			
							Number Taking Assessment	Number Passing Assessment	Statewide Pass Rate	Statewide Average Scaled Score
MIDDLE SCHOOL MATHEMATICS (5164) Test Company: ETS Score Range: 100-200	All enrolled students who have completed all nonclinical courses, 2022-23						1			
	Other enrolled students, 2022-23	3				157	18	14	78%	165
	All program completers, 2022-23	3				157	24	21	88%	168
	All program completers, 2021-22									
	All program completers, 2020-21									
MIDDLE SCHOOL MATHEMATICS (5169) Test Company: ETS Score Range: 100-200	All enrolled students who have completed all nonclinical courses, 2022-23						6			
	Other enrolled students, 2022-23	1				165	4			
	All program completers, 2022-23	2				165	32	31	97%	173
	All program completers, 2021-22	6				165	31	31	100%	176
	All program completers, 2020-21	6				165	31	30	97%	174
MIDDLE SCHOOL SCIENCE (5440) Test Company: ETS Score Range: 100-200	All enrolled students who have completed all nonclinical courses, 2022-23									
	Other enrolled students, 2022-23						2			
	All program completers, 2022-23						3			
	All program completers, 2021-22	2				150	10	10	100%	164
	All program completers, 2020-21	2				150	10	10	100%	163
MIDDLE SCHOOL SCIENCE (5442) Test Company: ETS Score Range: 100-200	All enrolled students who have completed all nonclinical courses, 2022-23									
	Other enrolled students, 2022-23						7			
	All program completers, 2022-23	3				152	20	17	85%	160
	All program completers, 2021-22	1				152	3			
	All program completers, 2020-21						1			

Single Assessment Institution-Level Pass Rate Data: *Traditional Teacher Preparation Program Within IHE*



**HEOA - Title II
2022 - 2023 Academic Year**

Institution Name	University of Tennessee Martin
Institution Code	1844
State	Tennessee

April 5, 2024

Assessment Information ¹	Group	Number Taking Assessment	Number Passing Assessment	Institutional Pass Rate	Institutional Average Scaled Score	Assessment Cut Score ²	Statewide			
							Number Taking Assessment	Number Passing Assessment	Statewide Pass Rate	Statewide Average Scaled Score
MIDDLE SCHOOL SOCIAL STUDIES (5089) Test Company: ETS Score Range: 100-200	All enrolled students who have completed all nonclinical courses, 2022-23	2				146	2			
	Other enrolled students, 2022-23						6			
	All program completers, 2022-23	1				146	9			
	All program completers, 2021-22						7			
	All program completers, 2020-21						5			
MUSIC CONTENT & INSTRUCTION (5114) Test Company: ETS Score Range: 100-200	All enrolled students who have completed all nonclinical courses, 2022-23						14	8	57%	163
	Other enrolled students, 2022-23	6				162	71	47	66%	163
	All program completers, 2022-23	5				162	102	83	81%	165
	All program completers, 2021-22	4				162	115	107	93%	169
	All program completers, 2020-21	8				162	121	116	96%	170
MUSIC: INSTRUMENTAL AND GENERAL KNOWLEDGE (5115) Test Company: ETS Score Range: 100-200	All enrolled students who have completed all nonclinical courses, 2022-23						1			
	Other enrolled students, 2022-23	2				150	12	9	75%	157
	All program completers, 2022-23									
	All program completers, 2021-22									
	All program completers, 2020-21									
MUSIC: VOCAL AND GENERAL KNOWLEDGE (5116) Test Company: ETS Score Range: 100-200	All enrolled students who have completed all nonclinical courses, 2022-23	1				153	1			
	Other enrolled students, 2022-23									
	All program completers, 2022-23						1			
	All program completers, 2021-22									
	All program completers, 2020-21									

Single Assessment Institution-Level Pass Rate Data: Traditional Teacher Preparation Program Within IHE




HEOA - Title II
2022 - 2023 Academic Year

Institution Name	University of Tennessee Martin
Institution Code	1844
State	Tennessee

April 5, 2024

Assessment Information ¹	Group	Number Taking Assessment	Number Passing Assessment	Institutional Pass Rate	Institutional Average Scaled Score	Assessment Cut Score ²	Statewide			
							Number Taking Assessment	Number Passing Assessment	Statewide Pass Rate	Statewide Average Scaled Score
PHYSICAL ED CONTENT AND DESIGN (5095) Test Company: ETS Score Range: 100-200	All enrolled students who have completed all nonclinical courses, 2022-23	1				169	14	13	93%	171
	Other enrolled students, 2022-23	8				169	38	22	58%	166
	All program completers, 2022-23	5				169	59	54	92%	173
	All program completers, 2021-22	4				169	60	54	90%	171
	All program completers, 2020-21	5				169	62	60	97%	173
PHYSICAL ED CONTENT KNOWLEDGE (5091) Test Company: ETS Score Range: 100-200	All enrolled students who have completed all nonclinical courses, 2022-23						1			
	Other enrolled students, 2022-23						2			
	All program completers, 2022-23									
	All program completers, 2021-22						1			
	All program completers, 2020-21									
PHYSICS CONTENT KNOWLEDGE (5265) Test Company: ETS Score Range: 100-200	All enrolled students who have completed all nonclinical courses, 2022-23									
	Other enrolled students, 2022-23						1			
	All program completers, 2022-23						6			
	All program completers, 2021-22						2			
	All program completers, 2020-21						1			
PRINC LEARNING AND TEACHING 5-9 (5623) Test Company: ETS Score Range: 100-200	All enrolled students who have completed all nonclinical courses, 2022-23						1			
	Other enrolled students, 2022-23	1				160	2			
	All program completers, 2022-23						3			
	All program completers, 2021-22						8			
	All program completers, 2020-21	14	13	93%	173	160	34	33	97%	176

Single Assessment Institution-Level Pass Rate Data: Traditional Teacher Preparation Program Within IHE

	HEOA - Title II 2022 - 2023 Academic Year	
	Institution Name	University of Tennessee Martin
	Institution Code	1844
	State	Tennessee

April 5, 2024

Assessment Information ¹	Group	Number Taking Assessment	Number Passing Assessment	Institutional Pass Rate	Institutional Average Scaled Score	Assessment Cut Score ²	Statewide			
							Number Taking Assessment	Number Passing Assessment	Statewide Pass Rate	Statewide Average Scaled Score
PRINC LEARNING AND TEACHING 7-12 (5624) Test Company: ETS Score Range: 100-200	All enrolled students who have completed all nonclinical courses, 2022-23						7			
	Other enrolled students, 2022-23	1				157	12	12	100%	179
	All program completers, 2022-23	1				157	24	23	96%	174
	All program completers, 2021-22	3				157	28	27	96%	174
	All program completers, 2020-21	45	45	100%	176	157	170	168	99%	177
PRINC LEARNING AND TEACHING EARLY CHILD (5621) Test Company: ETS Score Range: 100-200	All enrolled students who have completed all nonclinical courses, 2022-23						2			
	Other enrolled students, 2022-23	1				157	1			
	All program completers, 2022-23						7			
	All program completers, 2021-22						9			
	All program completers, 2020-21	1				157	24	24	100%	171
PRINC LEARNING AND TEACHING K-6 (5622) Test Company: ETS Score Range: 100-200	All enrolled students who have completed all nonclinical courses, 2022-23						10	9	90%	176
	Other enrolled students, 2022-23	4				160	11	10	91%	174
	All program completers, 2022-23	1				160	20	20	100%	179
	All program completers, 2021-22	2				160	60	59	98%	177
	All program completers, 2020-21	72	72	100%	176	160	276	274	99%	177
PSYCHOLOGY (5391) Test Company: ETS Score Range: 100-200	All enrolled students who have completed all nonclinical courses, 2022-23									
	Other enrolled students, 2022-23									
	All program completers, 2022-23						4			
	All program completers, 2021-22						1			
	All program completers, 2020-21						1			

Single Assessment Institution-Level Pass Rate Data: *Traditional Teacher Preparation Program Within IHE*



**HEOA - Title II
2022 - 2023 Academic Year**

Institution Name	University of Tennessee Martin
Institution Code	1844
State	Tennessee

April 5, 2024

Assessment Information ¹	Group	Number Taking Assessment	Number Passing Assessment	Institutional Pass Rate	Institutional Average Scaled Score	Assessment Cut Score ²	Statewide			
							Number Taking Assessment	Number Passing Assessment	Statewide Pass Rate	Statewide Average Scaled Score
SE CK AND MILD TO MODERATE APPL (5543) Test Company: ETS Score Range: 100-200	All enrolled students who have completed all nonclinical courses, 2022-23	1				158	19	16	84%	167
	Other enrolled students, 2022-23	5				158	88	73	83%	168
	All program completers, 2022-23	4				158	128	121	95%	171
	All program completers, 2021-22	3				158	96	96	100%	173
	All program completers, 2020-21	5				158	92	90	98%	173
SE CK AND SEVERE TO PROF APPL (5545) Test Company: ETS Score Range: 100-200	All enrolled students who have completed all nonclinical courses, 2022-23						16	16	100%	173
	Other enrolled students, 2022-23						30	27	90%	172
	All program completers, 2022-23						80	80	100%	177
	All program completers, 2021-22						76	76	100%	180
	All program completers, 2020-21						67	67	100%	177
SE CORE KNOWLEDGE & APPLICATIONS (5354) Test Company: ETS Score Range: 100-200	All enrolled students who have completed all nonclinical courses, 2022-23						5			
	Other enrolled students, 2022-23						4			
	All program completers, 2022-23						30	30	100%	175
	All program completers, 2021-22						43	43	100%	172
	All program completers, 2020-21						58	58	100%	170
SE TEACHING STU WVISUAL IMPAIRMENT (5282) Test Company: ETS Score Range: 100-200	All enrolled students who have completed all nonclinical courses, 2022-23									
	Other enrolled students, 2022-23									
	All program completers, 2022-23						3			
	All program completers, 2021-22									
	All program completers, 2020-21									

Single Assessment Institution-Level Pass Rate Data: *Traditional Teacher Preparation Program Within IHE*




**HEOA - Title II
2022 - 2023 Academic Year**

Institution Name	University of Tennessee Martin
Institution Code	1844
State	Tennessee

April 5, 2024

Assessment Information ¹	Group	Number Taking Assessment	Number Passing Assessment	Institutional Pass Rate	Institutional Average Scaled Score	Assessment Cut Score ²	Statewide			
							Number Taking Assessment	Number Passing Assessment	Statewide Pass Rate	Statewide Average Scaled Score
SE: PRESCHOOL EARLY CHILDHOOD (5691) Test Company: ETS Score Range: 100-200	All enrolled students who have completed all nonclinical courses, 2022-23						5			
	Other enrolled students, 2022-23						37	32	86%	168
	All program completers, 2022-23						52	51	98%	171
	All program completers, 2021-22						40	40	100%	170
	All program completers, 2020-21						54	54	100%	171
SOCIOLOGY (5952) Test Company: ETS Score Range: 100-200	All enrolled students who have completed all nonclinical courses, 2022-23									
	Other enrolled students, 2022-23									
	All program completers, 2022-23						2			
	All program completers, 2021-22									
	All program completers, 2020-21									
SPANISH WORLD LANGUAGE (5195) Test Company: ETS Score Range: 100-200	All enrolled students who have completed all nonclinical courses, 2022-23						1			
	Other enrolled students, 2022-23	1				163	10	4	40%	155
	All program completers, 2022-23						9			
	All program completers, 2021-22						3			
	All program completers, 2020-21						9			
SPEECH COMMUNICATION: CK (5221) Test Company: ETS Score Range: 100-200	All enrolled students who have completed all nonclinical courses, 2022-23									
	Other enrolled students, 2022-23						1			
	All program completers, 2022-23									
	All program completers, 2021-22									
	All program completers, 2020-21									


Single Assessment Institution-Level Pass Rate Data: Traditional Teacher Preparation Program Within IHE

	HEOA - Title II 2022 - 2023 Academic Year
	Institution Name University of Tennessee Martin
	Institution Code 1844
	State Tennessee

April 5, 2024

Assessment Information ¹	Group	Number Taking Assessment	Number Passing Assessment	Institutional Pass Rate	Institutional Average Scaled Score	Assessment Cut Score ²	Statewide			
							Number Taking Assessment	Number Passing Assessment	Statewide Pass Rate	Statewide Average Scaled Score
TEACHING READING: ELEM EDUCATION (5203) Test Company: ETS Score Range: 100-200	All enrolled students who have completed all nonclinical courses, 2022-23						5			
	Other enrolled students, 2022-23	10	6	60%	163	162	18	12	67%	167
	All program completers, 2022-23						20	20	100%	175
	All program completers, 2021-22	4				162	29	29	100%	173
	All program completers, 2020-21	57	56	98%	173	162	599	597	100%	176
TEACHING READING: ELEMENTARY (5205) Test Company: ETS Score Range: 100-200	All enrolled students who have completed all nonclinical courses, 2022-23	5				159	242	209	86%	166
	Other enrolled students, 2022-23	73	55	75%	164	159	501	401	80%	167
	All program completers, 2022-23	59	58	98%	167	159	1021	984	96%	169
	All program completers, 2021-22	58	58	100%	168	159	1057	1035	98%	169
	All program completers, 2020-21	23	20	87%	164	159	627	608	97%	169
THEATRE (5641) Test Company: ETS Score Range: 100-200	All enrolled students who have completed all nonclinical courses, 2022-23						2			
	Other enrolled students, 2022-23						10	9	90%	168
	All program completers, 2022-23						6			
	All program completers, 2021-22						9			
	All program completers, 2020-21						8			
WORLD AND U.S. HISTORY CK (5941) Test Company: ETS Score Range: 100-200	All enrolled students who have completed all nonclinical courses, 2022-23	1				157	16	13	81%	167
	Other enrolled students, 2022-23	3				157	43	31	72%	160
	All program completers, 2022-23	6				157	112	92	82%	163
	All program completers, 2021-22	4				157	104	102	98%	167
	All program completers, 2020-21	6				157	109	101	93%	165


Single Assessment Institution-Level Pass Rate Data: Traditional Teacher Preparation Program Within IHE

	HEOA - Title II 2022 - 2023 Academic Year	
	Institution Name	University of Tennessee Martin
	Institution Code	1844
	State	Tennessee

April 5, 2024

Assessment Information ¹	Group	Number Taking Assessment	Number Passing Assessment	Institutional Pass Rate	Institutional Average Scaled Score	Assessment Cut Score ²	Statewide			
							Number Taking Assessment	Number Passing Assessment	Statewide Pass Rate	Statewide Average Scaled Score
EDTPA: AGRICULTURAL EDUCATION (TPA0100) Test Company: E.S. Pearson* Score Range: 15-75	All enrolled students who have completed all nonclinical courses, 2022-23									
	Other enrolled students, 2022-23						4			
	All program completers, 2022-23	6				40	17	16	94%	49
	All program completers, 2021-22	7				40	22	22	100%	50
	All program completers, 2020-21						14	13	93%	45
EDTPA: BUSINESS EDUCATION (TPA0102) Test Company: E.S. Pearson* Score Range: 15-75	All enrolled students who have completed all nonclinical courses, 2022-23									
	Other enrolled students, 2022-23									
	All program completers, 2022-23						4			
	All program completers, 2021-22	1				40	4			
	All program completers, 2020-21						7			
EDTPA: EARLY CHILDHOOD (TPA0014) Test Company: E.S. Pearson* Score Range: 15-75	All enrolled students who have completed all nonclinical courses, 2022-23						1			
	Other enrolled students, 2022-23	2				40	11	11	100%	45
	All program completers, 2022-23	7				40	154	153	99%	46
	All program completers, 2021-22	6				40	127	127	100%	45
	All program completers, 2020-21						141	140	99%	45
EDTPA: ELEM ED LITERACY WITH MATHEMATICS TASK 4 (TPA0110) Test Company: E.S. Pearson* Score Range: 18-90	All enrolled students who have completed all nonclinical courses, 2022-23						67	66	99%	54
	Other enrolled students, 2022-23						63	63	100%	54
	All program completers, 2022-23						36	36	100%	57
	All program completers, 2021-22						71	71	100%	55
	All program completers, 2020-21						142	142	100%	55


Single Assessment Institution-Level Pass Rate Data: Traditional Teacher Preparation Program Within IHE

	HEOA - Title II 2022 - 2023 Academic Year	
	Institution Name	University of Tennessee Martin
	Institution Code	1844
	State	Tennessee

April 5, 2024

Assessment Information ¹	Group	Number Taking Assessment	Number Passing Assessment	Institutional Pass Rate	Institutional Average Scaled Score	Assessment Cut Score ²	Statewide				
							Number Taking Assessment	Number Passing Assessment	Statewide Pass Rate	Statewide Average Scaled Score	
EDTPA: ELEM ED MATHEMATICS WITH LITERACY TASK 4 (TPA0149) Test Company: E.S. Pearson* Score Range: 18-90	All enrolled students who have completed all nonclinical courses, 2022-23										
	Other enrolled students, 2022-23										
	All program completers, 2022-23						17	17	100%	59	
	All program completers, 2021-22						13	13	100%	54	
	All program completers, 2020-21						12	12	100%	57	
EDTPA: ELEMENTARY LITERACY (TPA0001) Test Company: E.S. Pearson* Score Range: 15-75	All enrolled students who have completed all nonclinical courses, 2022-23						5				
	Other enrolled students, 2022-23	2				40	19	19	100%	47	
	All program completers, 2022-23	24	24	100%	45	40	300	296	99%	46	
	All program completers, 2021-22	39	38	97%	45	40	362	358	99%	47	
	All program completers, 2020-21	1				40	227	225	99%	47	
EDTPA: ELEMENTARY MATHEMATICS (TPA0002) Test Company: E.S. Pearson* Score Range: 15-75	All enrolled students who have completed all nonclinical courses, 2022-23						3				
	Other enrolled students, 2022-23	1				40	10	10	100%	45	
	All program completers, 2022-23	9				40	284	277	98%	47	
	All program completers, 2021-22	1				40	277	274	99%	46	
	All program completers, 2020-21						248	246	99%	46	
EDTPA: ENGLISH AS AN ADDITIONAL LANGUAGE (TPA0115) Test Company: E.S. Pearson* Score Range: 15-75	All enrolled students who have completed all nonclinical courses, 2022-23										
	Other enrolled students, 2022-23						1				
	All program completers, 2022-23						10	10	100%	49	
	All program completers, 2021-22						14	14	100%	52	
	All program completers, 2020-21						16	16	100%	48	


Single Assessment Institution-Level Pass Rate Data: *Traditional Teacher Preparation Program Within IHE*

	HEOA - Title II 2022 - 2023 Academic Year	
	Institution Name	University of Tennessee Martin
	Institution Code	1844
	State	Tennessee

April 5, 2024

Assessment Information ¹	Group	Number Taking Assessment	Number Passing Assessment	Institutional Pass Rate	Institutional Average Scaled Score	Assessment Cut Score ²	Statewide			
							Number Taking Assessment	Number Passing Assessment	Statewide Pass Rate	Statewide Average Scaled Score
EDTPA: FAMILY AND CONSUMER SCIENCES (TPA0117) Test Company: E.S. Pearson* Score Range: 15-75	All enrolled students who have completed all nonclinical courses, 2022-23									
	Other enrolled students, 2022-23									
	All program completers, 2022-23	1				40	8			
	All program completers, 2021-22	1				40	2			
	All program completers, 2020-21									
EDTPA: HEALTH EDUCATION (TPA0119) Test Company: E.S. Pearson* Score Range: 15-75	All enrolled students who have completed all nonclinical courses, 2022-23									
	Other enrolled students, 2022-23									
	All program completers, 2022-23						1			
	All program completers, 2021-22									
	All program completers, 2020-21						2			
EDTPA: K-12 PERFORMING ARTS (TPA0021) Test Company: E.S. Pearson* Score Range: 15-75	All enrolled students who have completed all nonclinical courses, 2022-23									
	Other enrolled students, 2022-23						21	19	90%	44
	All program completers, 2022-23	5				40	97	94	97%	48
	All program completers, 2021-22	3				40	115	112	97%	47
	All program completers, 2020-21	1				40	88	88	100%	48
EDTPA: LIBRARY SPECIALIST (TPA0127) Test Company: E.S. Pearson* Score Range: 15-75	All enrolled students who have completed all nonclinical courses, 2022-23									
	Other enrolled students, 2022-23									
	All program completers, 2022-23									
	All program completers, 2021-22									
	All program completers, 2020-21						1			

Single Assessment Institution-Level Pass Rate Data: *Traditional Teacher Preparation Program Within IHE*

	HEOA - Title II 2022 - 2023 Academic Year	
	Institution Name	University of Tennessee Martin
	Institution Code	1844
	State	Tennessee

April 5, 2024

Assessment Information ¹	Group	Number Taking Assessment	Number Passing Assessment	Institutional Pass Rate	Institutional Average Scaled Score	Assessment Cut Score ²	Statewide			
							Number Taking Assessment	Number Passing Assessment	Statewide Pass Rate	Statewide Average Scaled Score
EDTPA: MIDDLE CHILDHOOD ENGLISH LANGUAGE ARTS (TPA0018) Test Company: E.S. Pearson* Score Range: 15-75	All enrolled students who have completed all nonclinical courses, 2022-23									
	Other enrolled students, 2022-23									
	All program completers, 2022-23	2				40	7			
	All program completers, 2021-22						8			
	All program completers, 2020-21						10	10	100%	48
EDTPA: MIDDLE CHILDHOOD HISTORY-SOCIAL STUDIES (TPA0019) Test Company: E.S. Pearson* Score Range: 15-75	All enrolled students who have completed all nonclinical courses, 2022-23									
	Other enrolled students, 2022-23						3			
	All program completers, 2022-23	1				40	8			
	All program completers, 2021-22						3			
	All program completers, 2020-21						5			
EDTPA: MIDDLE CHILDHOOD MATHEMATICS (TPA0016) Test Company: E.S. Pearson* Score Range: 15-75	All enrolled students who have completed all nonclinical courses, 2022-23						7			
	Other enrolled students, 2022-23						2			
	All program completers, 2022-23	4				40	45	42	93%	47
	All program completers, 2021-22	6				40	26	26	100%	48
	All program completers, 2020-21						20	20	100%	47
EDTPA: MIDDLE CHILDHOOD SCIENCE (TPA0017) Test Company: E.S. Pearson* Score Range: 15-75	All enrolled students who have completed all nonclinical courses, 2022-23									
	Other enrolled students, 2022-23									
	All program completers, 2022-23	3				40	20	17	85%	45
	All program completers, 2021-22	3				40	11	11	100%	47
	All program completers, 2020-21						5			

Single Assessment Institution-Level Pass Rate Data: *Traditional Teacher Preparation Program Within IHE*




**HEOA - Title II
2022 - 2023 Academic Year**

Institution Name	University of Tennessee Martin
Institution Code	1844
State	Tennessee

April 5, 2024

Assessment Information ¹	Group	Number Taking Assessment	Number Passing Assessment	Institutional Pass Rate	Institutional Average Scaled Score	Assessment Cut Score ²	Statewide			
							Number Taking Assessment	Number Passing Assessment	Statewide Pass Rate	Statewide Average Scaled Score
EDTPA: PHYSICAL EDUCATION (TPA0011) Test Company: E.S. Pearson* Score Range: 15-75	All enrolled students who have completed all nonclinical courses, 2022-23						3			
	Other enrolled students, 2022-23						2			
	All program completers, 2022-23	3				40	58	53	91%	43
	All program completers, 2021-22	4				40	45	43	96%	44
	All program completers, 2020-21						37	35	95%	43
EDTPA: SCHOOL LIBRARIAN-LIBRARY SPECIALIST (TPA0150) Test Company: E.S. Pearson* Score Range: 15-75	All enrolled students who have completed all nonclinical courses, 2022-23									
	Other enrolled students, 2022-23						2			
	All program completers, 2022-23									
	All program completers, 2021-22									
	All program completers, 2020-21									
EDTPA: SECONDARY ENGLISH LANGUAGE ARTS (TPA0003) Test Company: E.S. Pearson* Score Range: 15-75	All enrolled students who have completed all nonclinical courses, 2022-23						3			
	Other enrolled students, 2022-23						14	14	100%	48
	All program completers, 2022-23	9				40	136	135	99%	49
	All program completers, 2021-22	4				40	115	115	100%	49
	All program completers, 2020-21						90	89	99%	48
EDTPA: SECONDARY HISTORY-SOCIAL STUDIES (TPA0004) Test Company: E.S. Pearson* Score Range: 15-75	All enrolled students who have completed all nonclinical courses, 2022-23						3			
	Other enrolled students, 2022-23						5			
	All program completers, 2022-23	5				40	105	103	98%	46
	All program completers, 2021-22	4				40	105	104	99%	47
	All program completers, 2020-21						77	76	99%	47


Single Assessment Institution-Level Pass Rate Data: Traditional Teacher Preparation Program Within IHE

	HEOA - Title II 2022 - 2023 Academic Year
	Institution Name University of Tennessee Martin
	Institution Code 1844
	State Tennessee

April 5, 2024

Assessment Information ¹	Group	Number Taking Assessment	Number Passing Assessment	Institutional Pass Rate	Institutional Average Scaled Score	Assessment Cut Score ²	Statewide			
							Number Taking Assessment	Number Passing Assessment	Statewide Pass Rate	Statewide Average Scaled Score
EDTPA: SECONDARY MATHEMATICS (TPA0005) Test Company: E.S. Pearson* Score Range: 15-75	All enrolled students who have completed all nonclinical courses, 2022-23						2			
	Other enrolled students, 2022-23						13	7	54%	43
	All program completers, 2022-23	2				40	48	42	88%	43
	All program completers, 2021-22	1				40	42	41	98%	43
	All program completers, 2020-21						59	59	100%	43
EDTPA: SECONDARY SCIENCE (TPA0006) Test Company: E.S. Pearson* Score Range: 15-75	All enrolled students who have completed all nonclinical courses, 2022-23						10	10	100%	44
	Other enrolled students, 2022-23						1			
	All program completers, 2022-23	1				40	62	62	100%	47
	All program completers, 2021-22	3				40	45	44	98%	48
	All program completers, 2020-21						47	47	100%	46
EDTPA: SPECIAL EDUCATION (TPA0012) Test Company: E.S. Pearson* Score Range: 15-75	All enrolled students who have completed all nonclinical courses, 2022-23						27	27	100%	46
	Other enrolled students, 2022-23						25	24	96%	45
	All program completers, 2022-23	4				40	164	161	98%	45
	All program completers, 2021-22	3				40	133	133	100%	47
	All program completers, 2020-21						129	127	98%	47
EDTPA: VISUAL ARTS (TPA0015) Test Company: E.S. Pearson* Score Range: 15-75	All enrolled students who have completed all nonclinical courses, 2022-23						1			
	Other enrolled students, 2022-23						1			
	All program completers, 2022-23	2				40	39	39	100%	52
	All program completers, 2021-22	1				40	24	24	100%	52
	All program completers, 2020-21	1				40	32	32	100%	51

Single Assessment Institution-Level Pass Rate Data: Traditional Teacher Preparation Program Within IHE

	HEOA - Title II 2022 - 2023 Academic Year	
	Institution Name	University of Tennessee Martin
	Institution Code	1844
	State	Tennessee

April 5, 2024

Assessment Information ¹	Group	Number Taking Assessment	Number Passing Assessment	Institutional Pass Rate	Institutional Average Scaled Score	Assessment Cut Score ²	Statewide				
							Number Taking Assessment	Number Passing Assessment	Statewide Pass Rate	Statewide Average Scaled Score	
EDTPA: WORLD LANGUAGES (TPA0020) Test Company: E. S. Pearson* Score Range: 13-65	All enrolled students who have completed all nonclinical courses, 2022-23										
	Other enrolled students, 2022-23						1				
	All program completers, 2022-23						12	12	100%	38	
	All program completers, 2021-22						4				
	All program completers, 2020-21						7				
MATHEMATICS (MIDDLE GRADES AND EARLY SECONDARY) (ESP0105) Test Company: E. S. Pearson* Score Range: 100-300	All enrolled students who have completed all nonclinical courses, 2022-23						1				
	Other enrolled students, 2022-23						4				
	All program completers, 2022-23						4				
	All program completers, 2021-22						3				
	All program completers, 2020-21						1				
MATHEMATICS (ESP0304) Test Company: E. S. Pearson* Score Range: 100-300	All enrolled students who have completed all nonclinical courses, 2022-23										
	Other enrolled students, 2022-23						3				
	All program completers, 2022-23						15	13	87%	231	
	All program completers, 2021-22						11	10	91%	233	
	All program completers, 2020-21						22	22	100%	245	

Note: In cases where there are less than ten students taking the assessment or license/certificate, the number passing and pass rate are not reported.

¹Tests with multiple delivery options (computer, paper, etc.) will be noted with the assessment code for one format only.

²Cut scores may vary for groups depending upon when the cut scores are established by the state and when each group completed their teacher certification or licensure assessment.

*Questions regarding tests listed by this testing company must be addressed to your state Title II Coordinator.